

QUARTERLY PHYSICAL REPORT OF OPERATION


As of December 31, 2022


Department : State Universities and Colleges (SUCs)
Agency : Cagayan State University
Operating Unit : < not applicable >
Organization Code (UACS) : 08 022 0000000


Particulars	UACS CODE	Physical Target (Budget Year)					Physical Accomplishment (Budget Year)					Variance as of 12/31/2022	Remarks
		1st Quarter	2nd Quarter	3rd Quarter	4th Quarter	Total	1st Quarter	2nd Quarter	3rd Quarter	4th Quarter	Total		
1	2	3	4	5	6	7	8	9	10	11	12	13	14
HIGHER EDUCATION PROGRAM	3101000000000000												
OO : Relevant and quality tertiary education ensured to achieve inclusive growth and access of poor but deserving students to quality tertiary education increased													
Outcome Indicators													
1. Percentage of first-time licensure exam-takers that pass the licensure exams		50%	50%	50%	50%	50%(1,750/3,500)	62.24% (61/98)	54.98% (116/211)	68.89% (31/45)	63.85% (865/1,349), 409)	63.01% (1,073/1,703)		
2. Percentage of graduates (2 years prior) that are employed		10%	20%	20%	10%	60%(2,400/4,000)	20.71% (540/2,607)	9.59% (249/2,596)	11.79% (307/2,605)	24.49% (644/2,630)	66.16% (1,740/2,630)		
Output Indicators													
1. Percentage of undergraduate student population enrolled in CHED-identified and RDC-identified priority programs		60%		60%		60%(1,080/1,800)	73.48% (21636/29,445)	NA	75.19% (25,941/34,500)	NA	74.40% (47,577 /63,945))		
2. Percentage of undergraduate programs with accreditation			80%		80%	80%(60/75)	N/A	97.47% (77/79)	NA	98.72% (77/78)	98.72% (77/78)		
ADVANCED EDUCATION PROGRAM	3201000000000000												
OO : Higher education research improved to promote economic productivity and innovation													
Outcome Indicator													
1. Percentage of graduate school faculty engaged in research work applied in any of the following:				57%		57%(8/14)	N/A	N/A	86.84% (33/38)	N/A	86.84% (33/38)		
a. pursuing advanced research degree programs (Ph.D) or													
b. actively pursuing within the last three (3) years (investigative research, basic and applied scientific research, policy research, social science research) or													
c. producing technologies for commercialization or livelihood improvement or													
d. whose research work resulted in an extension program													
Output Indicators													
1. Percentage of graduate students enrolled in research degree programs		100%		100%		100%(850/850)	100% (879/879)	NA	839/839 (100%)	N/A	100% (1,718/1,718)		
2. Percentage of accredited graduate programs			60%		60%	60%(18/30)	NA	100% (30/30)	NA	100% (30/30)	100% (30/30)		
RESEARCH PROGRAM	3202000000000000												
OO : Higher education research improved to promote economic productivity and innovation													
Outcome Indicator													
1. Number of research outputs in the last three years utilized by the industry or by other beneficiaries		2	3	4	4	13	2	3	4	6	15		
Output Indicators													
1. Number of research outputs completed within the year		10	15	15	10	50	11	17	15	7	50		

Department : State Universities and Colleges (SUCs)
Agency : Cagayan State University
Operating Unit : < not applicable >
Organization Code (UACS) : 08 022 0000000

Particulars	UACS CODE	Physical Target (Budget Year)					Physical Accomplishment (Budget Year)					Variance as of 12/31/2022	Remarks
		1st Quarter	2nd Quarter	3rd Quarter	4th Quarter	Total	1st Quarter	2nd Quarter	3rd Quarter	4th Quarter	Total		
1	2	3	4	5	6	7	8	9	10	11	12	13	14
2. Percentage of research outputs published in internationally-refereed or CHED recognized journal within the year		4%	6%	8%	8%	25%	3.06%	3.48%	10%	16.79%	31.39%		
		(2/50)	(3/50)	(4/50)	(4/50)	(13/50)	(3/98)	(4/115)	(13/130)	23/137	(43/137)		
TECHNICAL ADVISORY EXTENSION PROGRAM	3301000000000000												
OO : Community engagement increased													
Outcome Indicator													
1. Number of active partnerships with LGUs, industries, NGOs, NGAs, SMEs, and other stakeholders as a result of extension activities		3	5	5	3	16	3	8	9	4	24		
Output Indicators													
1. Number of trainees weighted by the length of training		2000	2000	2047	2000	8,047	1652	2,155.50	2583	5289.5	11,680		
2. Number of extension programs organized and supported consistent with the SUC's mandated and priority programs		3	5	5	3	16	10	5	4	2	21		
3. Percentage of beneficiaries who rate the training course/s as satisfactory or higher in terms of quality and relevance		97%	97%	97%	97%	97%(6,790/7,000)	100% (1,283 /1,283)	100% (1,994 /1,994)	99.79% (2,348/2,353)	100% (4,720 /4,720)	99.95% (10,345 /10,350)		

Prepared By: 
 RAMON HENRY PEREGRINO O. KANAPI
 University Planning Director
Date: 2023-01-30 16:33:56

In coordination with: 
 ALVIN U. ALISASIS
 OIC-Budget Officer
Date: 2023-01-30 16:33:56

Approved By: 
 URDUJAH G. ALVARADO
 University President
Date: 2023-01-30 16:36:26